

**Rider Choices Save Lives: How the Motorcycle Safety Foundation (MSF) is  
Challenging Riders to See more, Think more, and Learn more!**

Sherry Williams, Ph.D.

Director, Quality Assurance & Research  
Motorcycle Safety Foundation

A Presentation to

Women in the Wind - 2013 Summer Nationals  
Crystal City – Arlington, VA  
June 2013

The presentation gives an overview of how the Motorcycle Safety Foundation has been focusing on producing programs for smart motorcyclists who want to have some serious fun since 1973! Our programs utilize past and current research in the fields of traffic safety, psychology, adult learning, and motor skills development. The presentation summarizes previous and current research in the area of perception and conspicuity, including the most important conspicuity mechanism – the motorcyclists' awareness, judgment and strategies. The MSF's work on advanced behavioral-based training designed to significantly improve a rider's perceptual capacity and her strategic conspicuity is reviewed. In addition, a general update of MSF programs and services is provided.

**Rider Choices Save Lives:**

**How the Motorcycle Safety  
Foundation (MSF) is Challenging  
Riders to See More, Think More,  
and Learn More!**

Dr. Sherry Williams  
Director, MSF Quality Assurance & Research

# See More!

- And BE SEEN more!

# Conspicuity (con-spik-CUE-i-tee):

*A term used to define the condition of being "visible", "easy to notice" or "obvious"; the ability of an object to draw attention to itself, even if no one's actively searching for it. Rider conspicuity, therefore, is the ability of a motorcyclist to draw attention to themselves, even though other drivers may not be actively looking for them.*

“I didn't see the motorcycle.”




2 vehicle, at fault:

MC: 30-70%  
OVD: 30-70%

Man drives into a rockslide:

[http://www.youtube.com/watch?feature=player\\_embedded&v=gBmE92n5mEI](http://www.youtube.com/watch?feature=player_embedded&v=gBmE92n5mEI)

- Day time lights – small effect
- T-shape recognized faster



- White helmet lowers risk compared to black
- Reflective or fluorescent gear lowers risk
  - Hurt report
    - Consider the age of the report (1981)
    - Population proportion of neon – white gear compared to black

24%

37%

- Some inconsistencies





- Motorcycle
  - Reflective material on frontal area studied





- Contrast & Context
  - High contrast needed in low salience condition
  - Object/Background dependent
    - Hole et al. (1996): the contrast between motorcyclists and background plays a considerable role in motorcyclists' conspicuity.





Has an emergency vehicle ever snuck up on you?



What is the make up of a typical highway traffic scene?

- Expectation-dependent
  - Langham et al. (2002) suggest that even highly conspicuous objects (like a police car with flashing lights) will not be identified quickly enough as a potential hazard if a driver's expectations are not equal to the actual traffic situation.
  - Common objects (89%) versus uncommon objects (48%)
  - Car drivers who are also licensed motorcycle riders are involved in fewer car-motorcycle collisions than car drivers who do not hold a motorcycle licence (Magazzù, Comelli and Marinoni, 2006).
- Little crash data is currently available on this issue.

## A Rider-Based Solution, CHOOSE Strategic Conspicuity

- Awareness
- Judgment
- Strategy
  - Adaptable to situation
- Self Reflection leading to Rider Improvement
- Many possible responses under a motorcyclists control – most are not skill based.

# Improving Awareness / Perception

[http://www.myvidster.com/video/249582/The\\_monkey\\_business\\_illusion](http://www.myvidster.com/video/249582/The_monkey_business_illusion)

# the invisible gorilla

We truly are arguing that directing our eyes at something does not guarantee that we will consciously see it.

the invisible gorilla



And Other Ways Our Intuitions Deceive Us

Christopher Chabris and Daniel Simons

# the invisible gorilla

The problem is not with the limitations on motor control, but with limitations on attention resources and awareness.

the invisible gorilla



And Other Ways Our Intuitions Deceive Us

Christopher Chabris and Daniel Simons

You're riding down the road.

What do you see in this scene?











"I have the right-of-way."

# Agree or Disagree?

Our eyes don't necessarily tell our brain what we see; rather our brain tells our eyes what to look for.



# An organizing schema



Signs: Traffic Controls & Roadway Features

Escape Paths

Other Roadway Users

Surface Conditions



NEWS Naturalistic Study of Motorcyclists  
The New MSF CORE Curriculum

**MSF Update**  
Washington DC  
3-31-10  
[View Slideshow](#)

[RiderCourse Info](#) [Library / Safety Tips](#) [Host An Event](#) [MSF News](#) [MSF Products](#)  
[RiderCoach Info](#) [Training Site Support](#) [State Laws and Reports](#) [Donate to NMSF](#) [Contact/FAQ](#)

Search MSF Site

Version Espanola Aquil

**3 Ways to Find the RiderCourse<sup>SM</sup> Nearest You:**

- Click on your state above
- Call (800) 446-9227
- Select from the list below

[Find a RiderCourse](#)

**5, 5, 7, 1, 4, 4, 5**

Students have graduated from MSF RiderCourses since 1974. 400,000 motorcyclists enroll in our courses each year.

**Key Messages:**

- Get trained and licensed
- Wear protective gear -- all the gear, all the time -- including a helmet manufactured to the standards set by the DOT
- Ride unimpaired by alcohol or other drugs
- Ride within your own skill limits
- Be a lifelong learner by taking refresher rider courses

Free Safety Tips for Car Drivers & Motorcyclists

**Ian Ziering Talks About Motorcycle Safety:**

[Visit Website >>](#)

**Welcome to the Ride**  
5 min - Discover the diverse aspects of street motorcycling. Welcome to the club!  
[Hi-Res](#) | [Lo-Res](#)

**Basic RiderCourse Highlights**  
5 min - Explore our hands-on, 15 hour, Basic RiderCourse training program.  
[Hi-Res](#) | [Lo-Res](#)

**Group Riding**  
10 min - Learn about riding formations, pre-ride meetings, hand signals, and more. [Host an Event](#)  
[Hi-Res](#) | [Lo-Res](#)

**Common Road**  
3 min - Learn how car drivers can share the road safely with motorcyclists.  
[Hi-Res](#) | [Lo-Res](#)

Left-click image to play; right-click to download.  
You may use the above video clips for your own projects.

**RIDER PERCEPTION CHALLENGE!**  
Test the limits of your perceptual abilities.  
[Click Here](#)

**NEW MSF RiderCoach**  
Take a hands on, half-day training class for entry-level scooter riders offered by the Motorcycle Safety Foundation®  
[Visit Website >>](#)

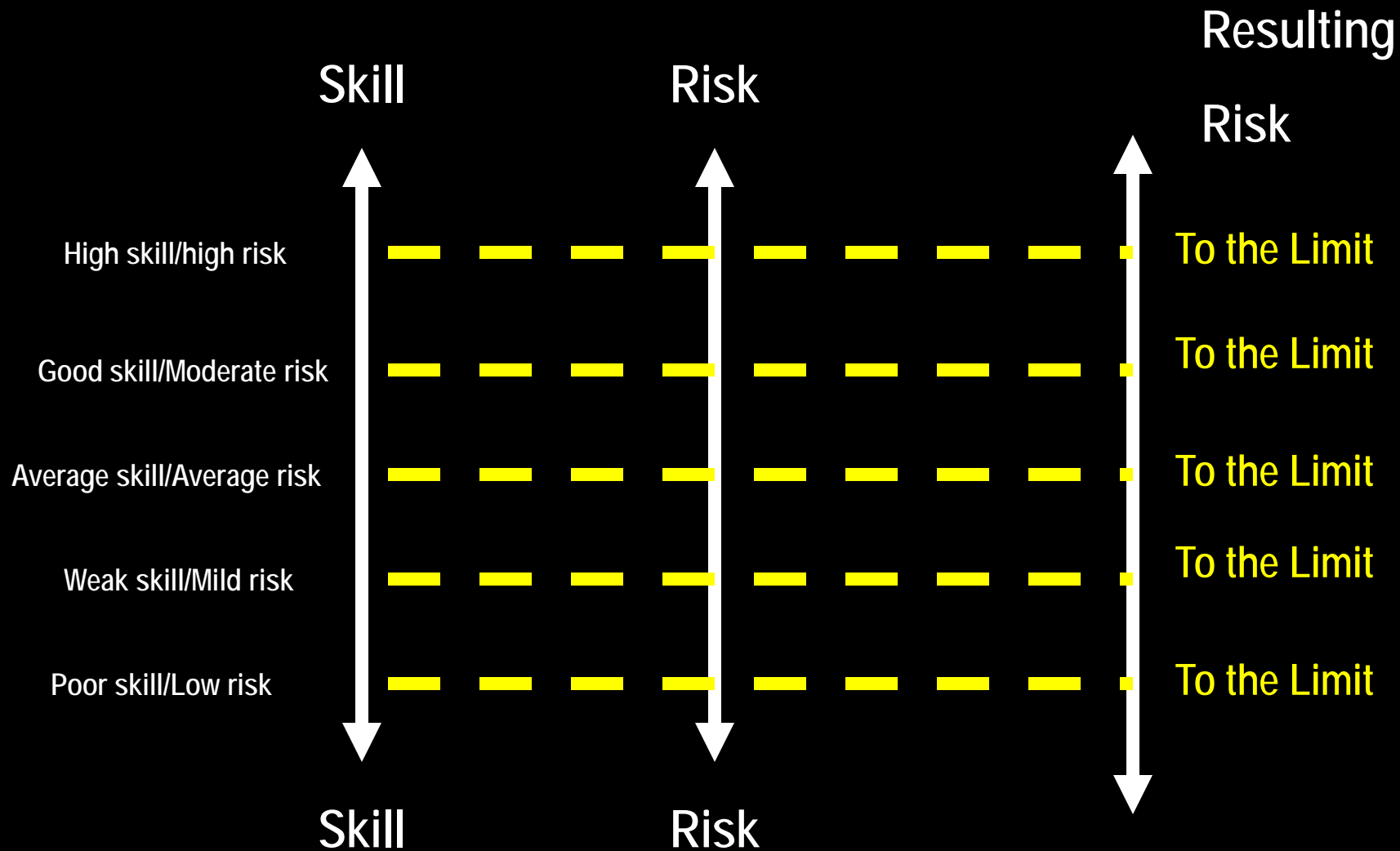
# Think More!

- CHOOSE to:
  - Engage in Self Assessment
  - Employ a Riding Strategy
  - Be Aware of Risk Factors
  - Manage Risk

- Serious About Safety
- Safe Riding versus Risky Riding
  - It is fairly easy to distinguish between safe behavior and risky behavior.
  - Sometimes the choice to behave safely or otherwise is easy to see, but difficult to make.
  - A rider's approach to safety (could be called attitude) often is more exposed by what a rider does versus what a rider says.
  - Safe riding behavior involves both a general attitude about safety, but more importantly it reveals itself in the moment-to-moment choices a rider makes.

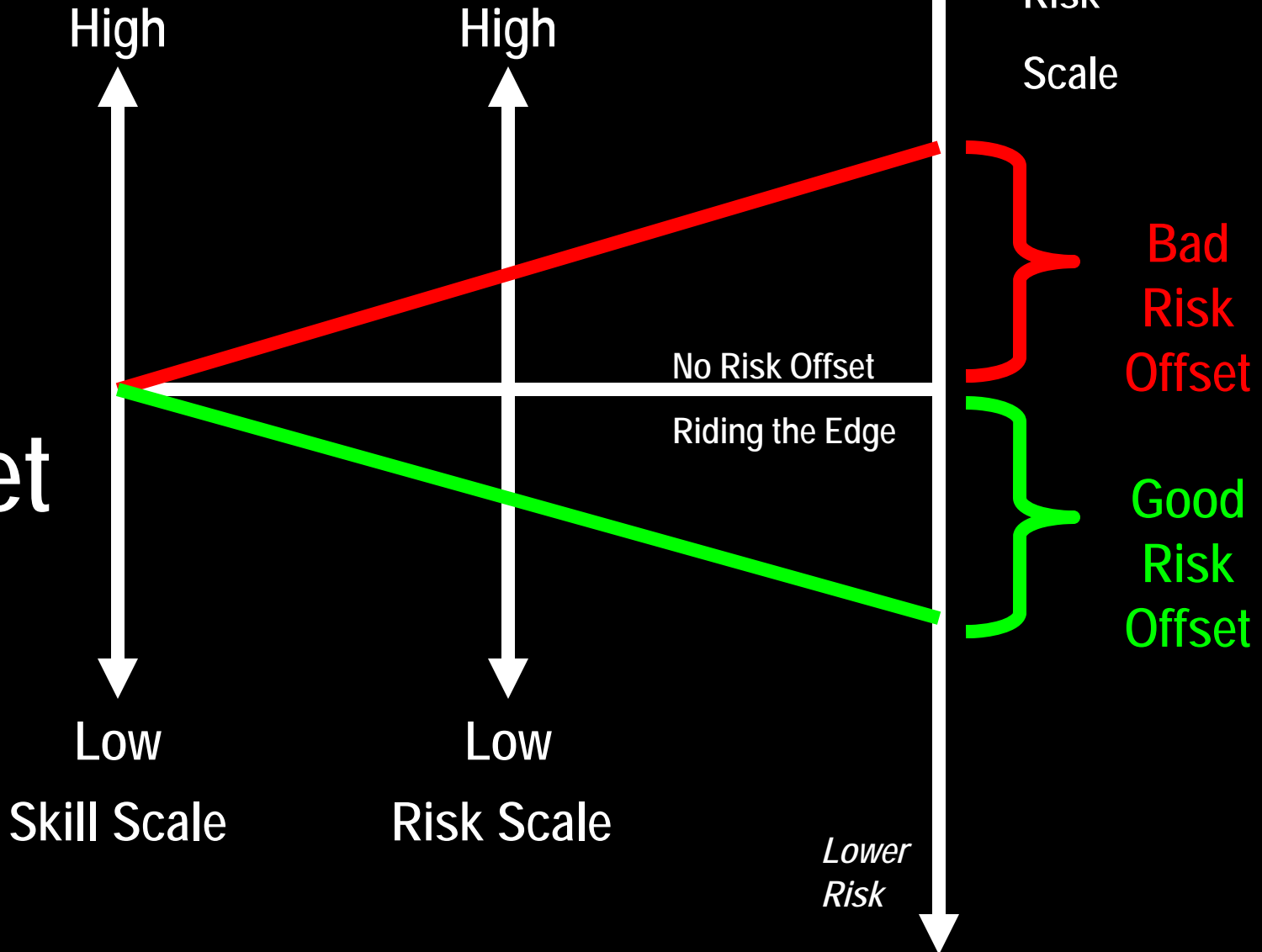


# Self Assessment: Skill and Risk

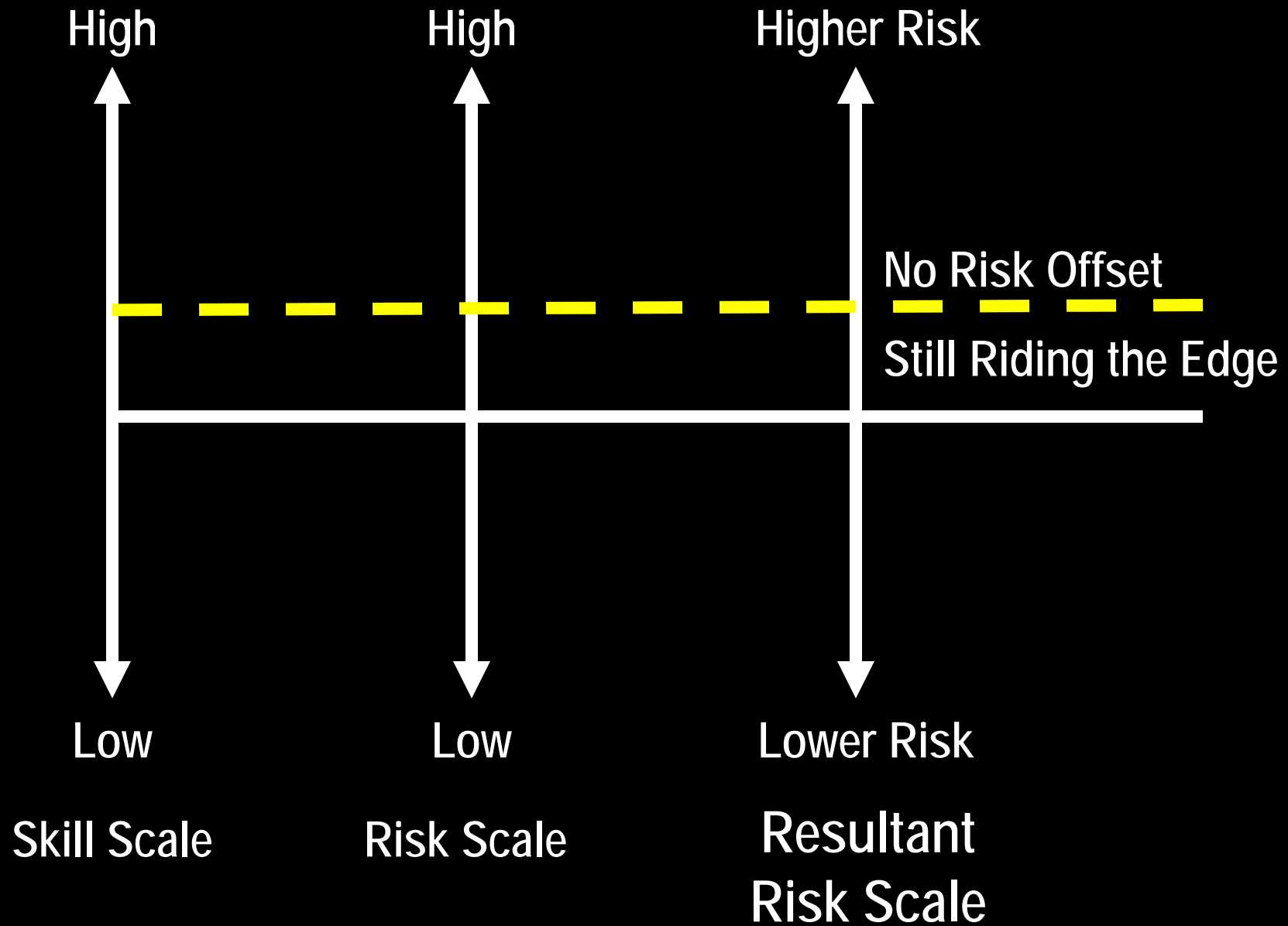


## Overall & Moment-to-Moment

# Risk Offset



# Value of safety training if higher risks are taken?



# Value of safety training!



**Target Risk 2**  
A new psychology of safety and health  
*What works? What doesn't? And why...*

Gerald J.S. Wilde

## Are you a Level IV Rider?

- Level 0 = Self taught and/or rides without a license**
- Level I = Completes a learn-to-ride course & licensed**
- Level II = I + Completes additional courses**
- Level III = II + Reflects on experiences**
- Level IV = III + Lifelong learner & subconsciously safe**

# Rider Education Training System (RETS)



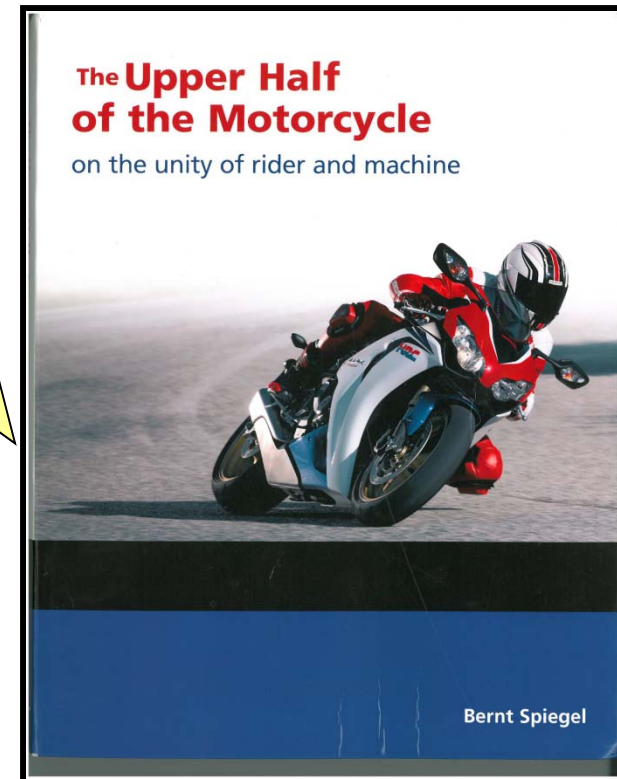
## /////// A Level 4 Rider

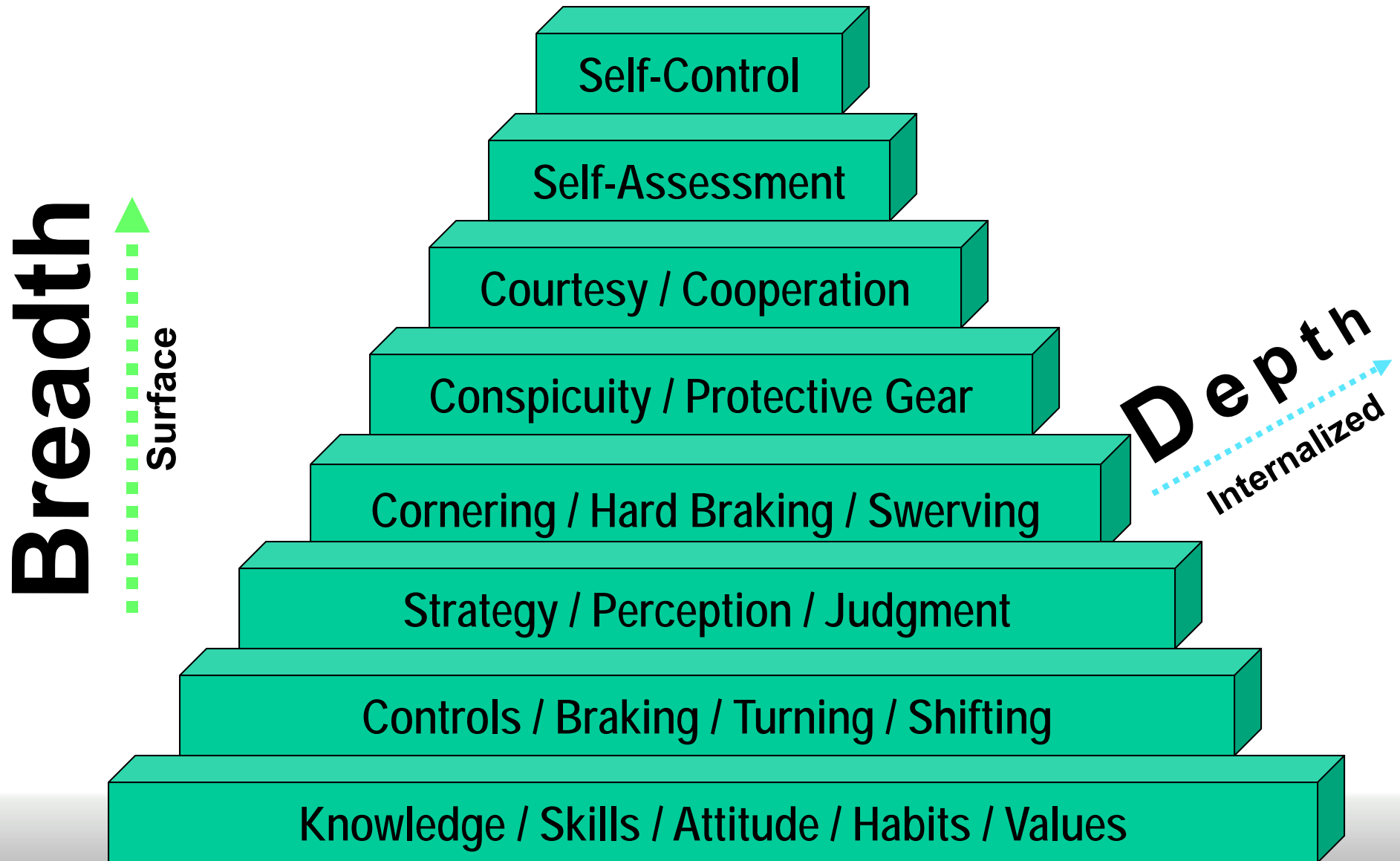


## The Upper Half of the Motorcycle

Improvement requires a constant intent to improve.

The implementation and maintenance of this intent is a task that requires the utmost in rational control, which is a *duty—a “leadership duty”—of the conscious self.*







# Learn More!

- Choose Lifelong learning
  - One course is not enough
  - It's not an inoculation
- Safety Renewal is the key

**//// Last year MSF curricula were used to train over 500,000 riders (6 million riders to date)**

Thanks to...

- 9,499 certified *RiderCoaches*
- 275 certified *RiderCoach* Trainers
- Over 10,000 certifications
- 1,102 RERP Sponsors managing 2,691 sites
- State, Military, Other Administrators



## Learning-to-Ride

Basic *RiderCourse* (BRC)  
Standard  
Expanded  
Small Group  
Tutoring  
Skills Practice  
Formal Remedial Training

Basic *RiderCourse* 2  
License Waiver  
Skills Practice

Street *RiderCourse* 1

Basic Bike Bonding *RiderCourse*

Returning Rider BRC

3-Wheel BRC

Scooter BRC

## Improving-the-Ride

Street *RiderCourse* 2

Advanced *RiderCourse*

Safe Motorcyclist  
Awareness and  
Recognition Trainer  
(SMART)

Ultimate Bike Bonding  
*RiderCourse*

MSF Kevin Schwantz  
*RiderCourse*

Street *RiderCourse* 3

## Specialized Programs

*Introductory Motorcycle  
Experience*

*ScooterSchool: Introduction  
to Scooters RiderCourse*

Military Motorcycle  
*RiderCourse*

Military *SportBike  
RiderCourse*

*DirtBike School: DirtBike BRC*

Trail Riding *RiderCourse*

State Education Programs

Online Programs

## Host-An-Event

Intersection –  
*Motorist Awareness*

Share the Adventure –  
*Group Riding*

Street Smart –  
*Rider Perception*

Riding Straight –  
*Alcohol Awareness*

SeasonedRider –  
*Aging Awareness*

Introduction to  
Motorcycling – *Non-Rider  
Awareness*

## Essential Core

**Basic *RiderCourse***  
**Street *RiderCourse* 1**  
**Basic Bike Bonding *RiderCourse***

## Expanded Core

**Essential Core plus**  
**Street Smart – Rider Perception**  
**Advanced *RiderCourse***  
**Street *RiderCourse* 2**

## Recommended Core

**Expanded Core plus**  
**Ultimate Bike Bonding *RiderCourse***  
**MSF Kevin Schwantz *RiderCourse***



***Rider Perception***

***SMARTrainer***

***Basic Bike-Bonding RiderCourse***

***Ultimate Bike-Bonding RiderCourse***

***Street RiderCourse***

***3-Wheel Basic RiderCourse***

***Scooter Basic RiderCourse***

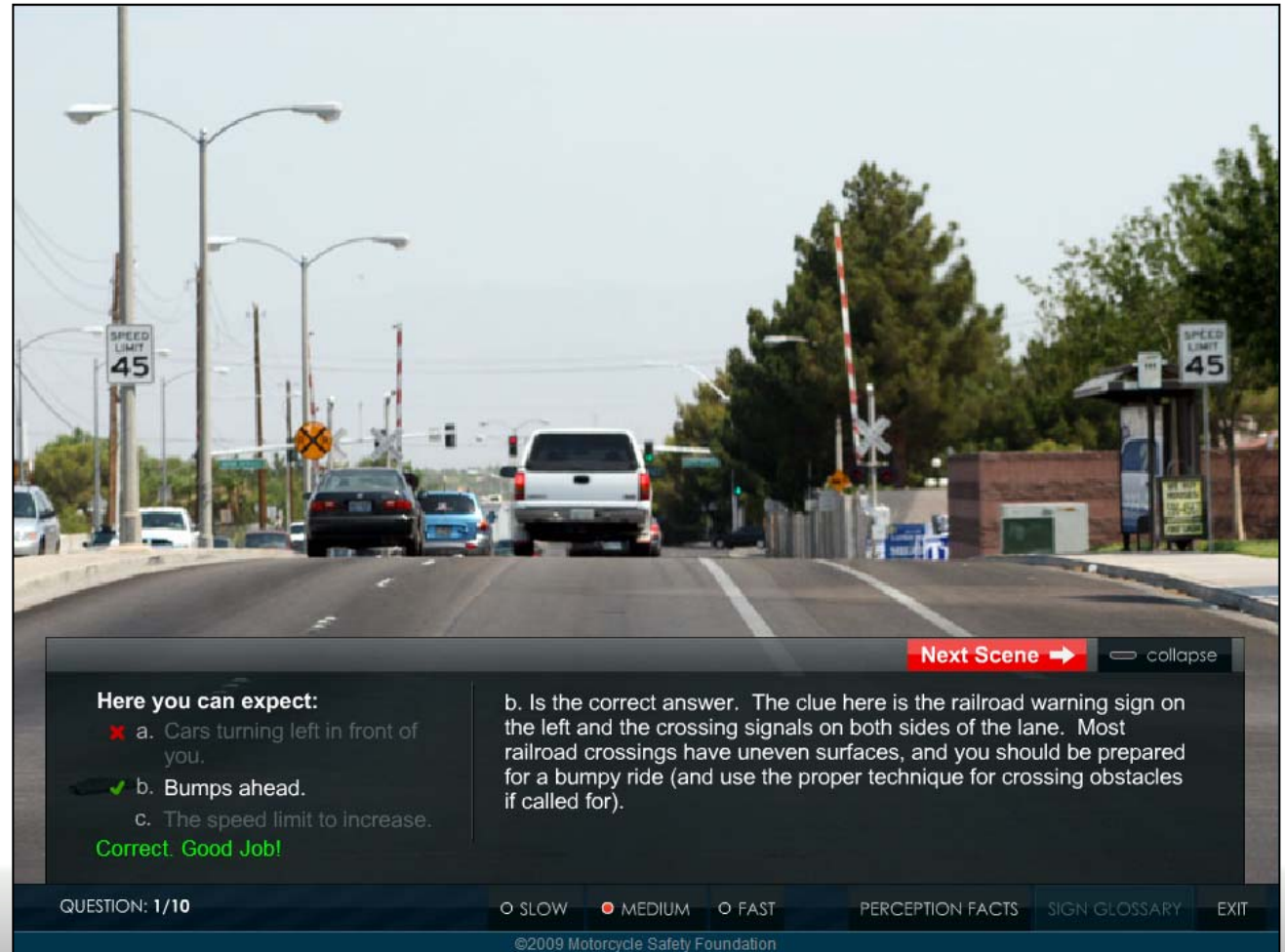
***Military Sportbike RiderCourse***

***Advanced RiderCourse***

## ////// *Rider Perception*

Modern visual  
technology

Improves rider's  
perceptual skills



**Next Scene** → collapse

**Here you can expect:**

- a. Cars turning left in front of you.
- b. Bumps ahead.
- c. The speed limit to increase.

**Correct. Good Job!**

b. Is the correct answer. The clue here is the railroad warning sign on the left and the crossing signals on both sides of the lane. Most railroad crossings have uneven surfaces, and you should be prepared for a bumpy ride (and use the proper technique for crossing obstacles if called for).

QUESTION: 1/10       SLOW    MEDIUM    FAST      PERCEPTION FACTS   SIGN GLOSSARY   EXIT

©2009 Motorcycle Safety Foundation



## ////// **SMARTrainer**



Hazard  
perception

Risk  
management

Play back  
and coaching

**////// Basic Bike-Bonding RiderCourse**

**////// Ultimate Bike-Bonding RiderCourse**

Drills on skills

Slow speed  
focus

Fine motor  
skills



## *////* **Street Rider Course (SRC 1, SRC2)**



Light residential riding

Light suburban traffic

Complex traffic situations



## ////// **3-Wheel Basic RiderCourse**

Same concepts as Basic *RiderCourse*, now applied to 3-wheel motorcycles





## ////// *Scooter Basic RiderCourse*




Same concepts as Basic *RiderCourse*, now applied to scooters

## **////// Modular-type courses provide:**

- More breadth and depth
- Multiple points of entry and renewal
- Individualized coaching
- Segmented learning opportunities
- Distributed practice





**Intersections** – All Roadway Users

**Share the Adventure** – Group Riding

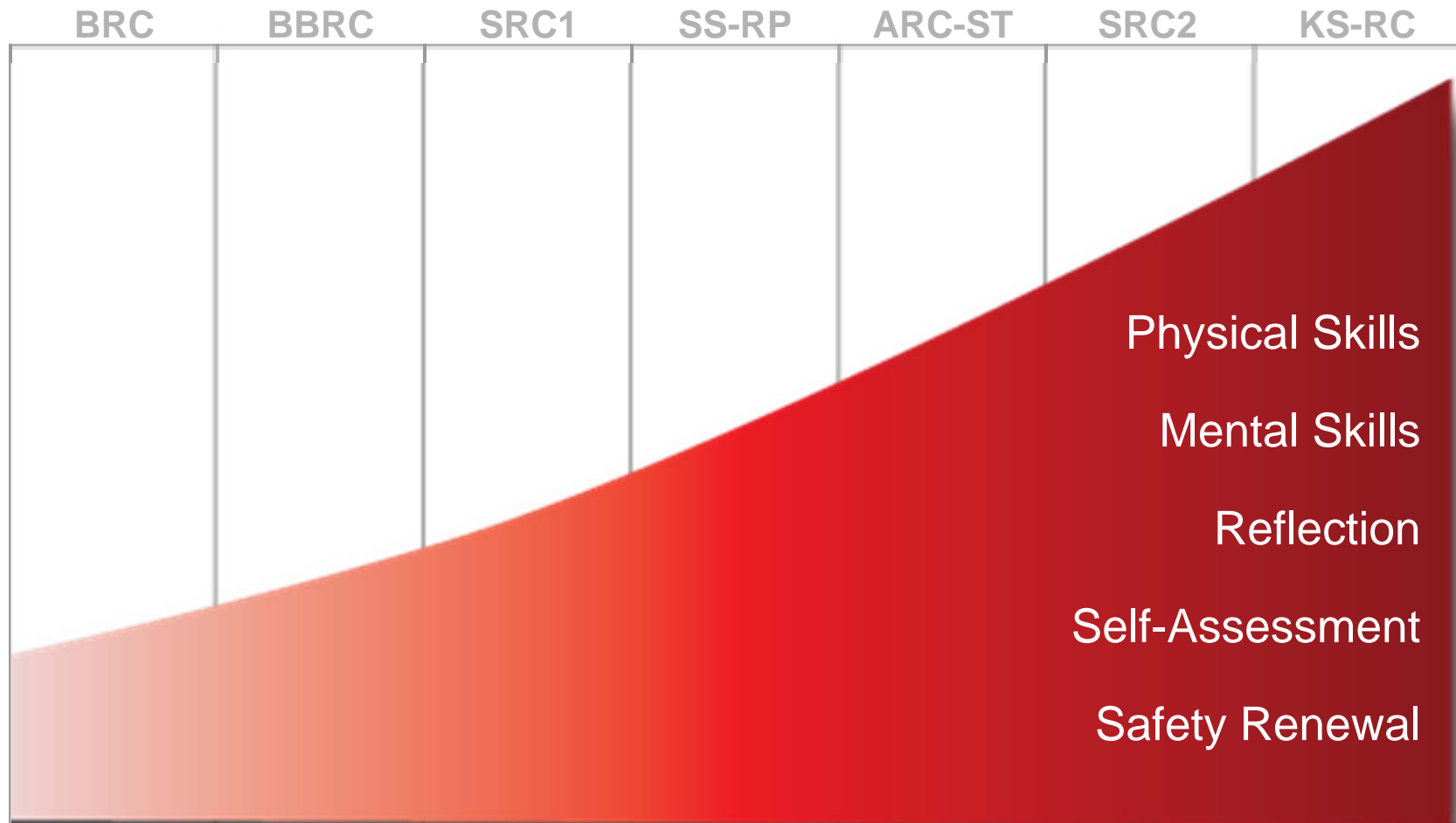
**StreetSmart** – Rider Perception

**Riding Straight** – Alcohol Awareness

**Seasoned Rider** – Aging Awareness



# Developing the Whole Rider



**Continuum of Learning**



# Motorcycle Safety Foundation Education Technology



# Tim Buche Motorcycle Safety Foundation

Tim is President and Chief Executive Officer of the not-for-profit trade associations: the Motorcycle Safety Foundation (MSF) 501(c)(6) and National Motorcycle Safety Fund (NMSF) 501(c)(3).

The Motorcycle Safety Foundation promotes lifelong learning for motorcyclists and is the premier, internationally recognized developer of the comprehensive, researched-based, Rider Education and Training System. The MSF actively participates in government relations and safety research, creating curricula, licensing tests and materials for rider safety education, and oversees a network of more than 9,500 MSF RiderCoaches worldwide. The world's first, large-scale naturalistic study of 100 motorcyclists is underway in three states and in collaboration with the Virginia Tech Transportation Institute. The MSF contracts to manage five state motorcycle safety programs with combined budgets of more than \$8 million and tuitions paid to training providers of about \$18.6 million.



## ON THE ROAD

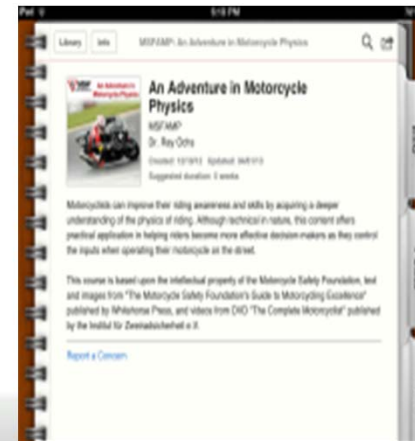




# Expanding efforts to reach audiences in need



- On-line
- Rider Education & Training
- iBooks
- iTunes U
- Research
- Future Projects



A large, light gray decorative swirl graphic is positioned on the left side of the slide, extending from the top left towards the center.

Engaging. Interactive. Online. Educational Delivery Systems.

# MSF eCourse



# About the MSF eCourse



On-line content delivery of an extensively reworked interactive rider handbook containing interactive modules, videos, graphics, voice over and text; all broken into chapters which have gated tests and cannot be skipped unless the user passes each test with a score of 80% or better.



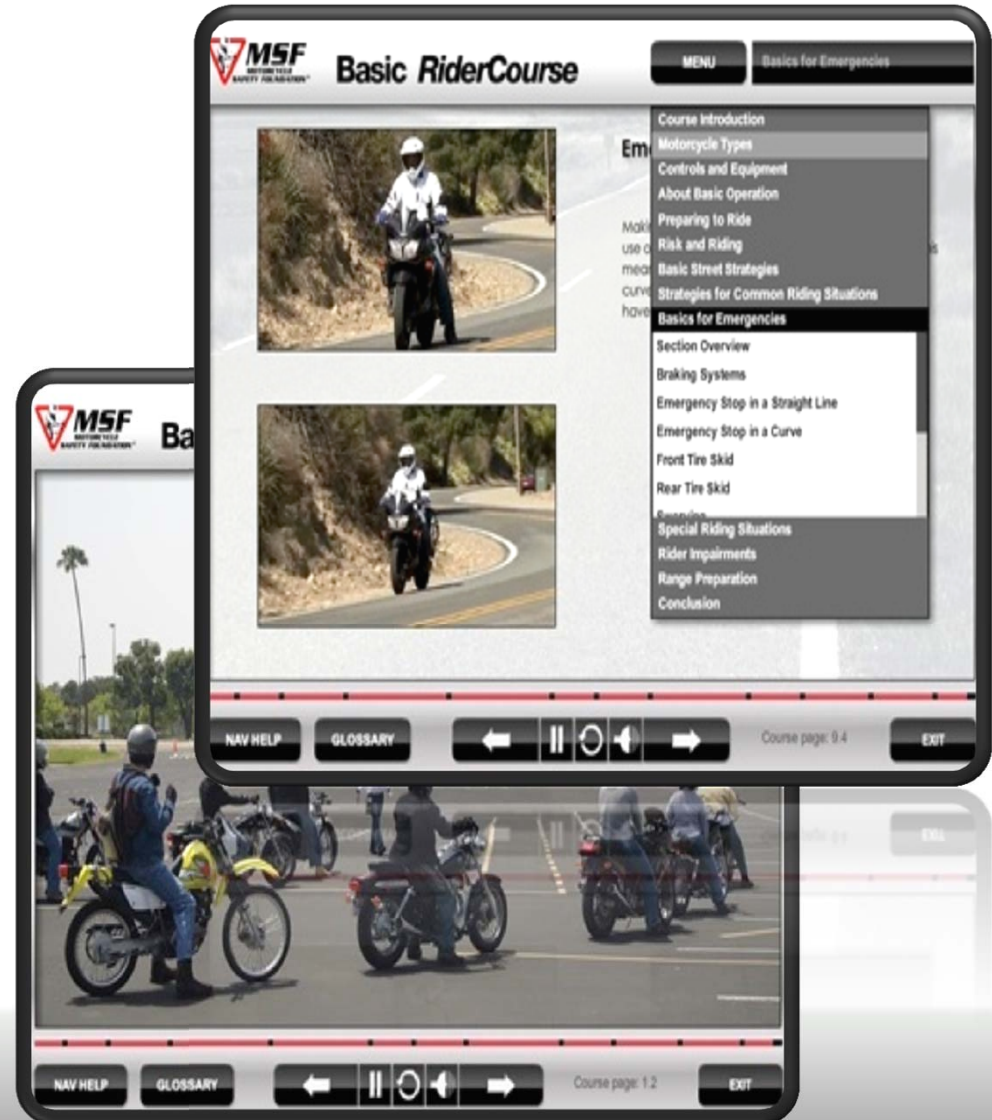
On-line learning is a widely accepted means for cognitive learning and the delivery of educational material. The MSF BRC eCourse stands alone as a learning tool and works in conjunction with the newest Basic *RiderCourse*. It is expected to take the average student 3-4 hours to complete. The student can save their work and return at any point. Upon successful completion the student receives a completion certificate.

# Access Anywhere



» There are a number of scenarios for which the eCourse provides value:

- As a precursor to the newest Basic RiderCourse
- As a supplement to the existing Basic RiderCourse for those individuals who wish to learn more
- As an orientation tool for new riders seeking information about riding who will ultimately end up taking a hands-on course or not
- As a refresher course for *returning* riders who wish to brush up on safety concepts
- As a refresher course for *existing* riders wishing to brush up on safety concepts



Engaging. Interactive. Online. Educational Delivery Systems.

# MSF iBooks exclusively for the iPad







**Rider Choices:** An effective discussion tool to help a friend or family member have a serious conversation with a prospective motorcycle rider about a safe way forward. From risk management principles, to training, motorist awareness, personal protective gear, and even a 'Contract for Safety' that both parties can sign to affirm the wise choices the parties agree to. Rider Choices facilitates a meaningful discussion, one that can lead to an informed decision about whether to ride.



**Intersection Share the Road:** This book is intended to increase awareness of motorcyclist and scooter riders on the roadway. It illustrates potentially hazardous situations through the eyes of different types of motorists and illustrates why intersections in particular can be so dangerous. The main theme is that all motorists, regardless of their driving experience or the type of vehicle they drive need to be aware of motorcyclists sharing the road with them.

## Intersection Leaders

**Guide:** This course is designed to assist those interested in preparing for and facilitating a group discussion about all aspects of drivers and commercial drivers sharing the road with motorcyclists.



Engaging. Interactive. Online. Educational Delivery Systems.

# Apple iTunesU courses by MSF

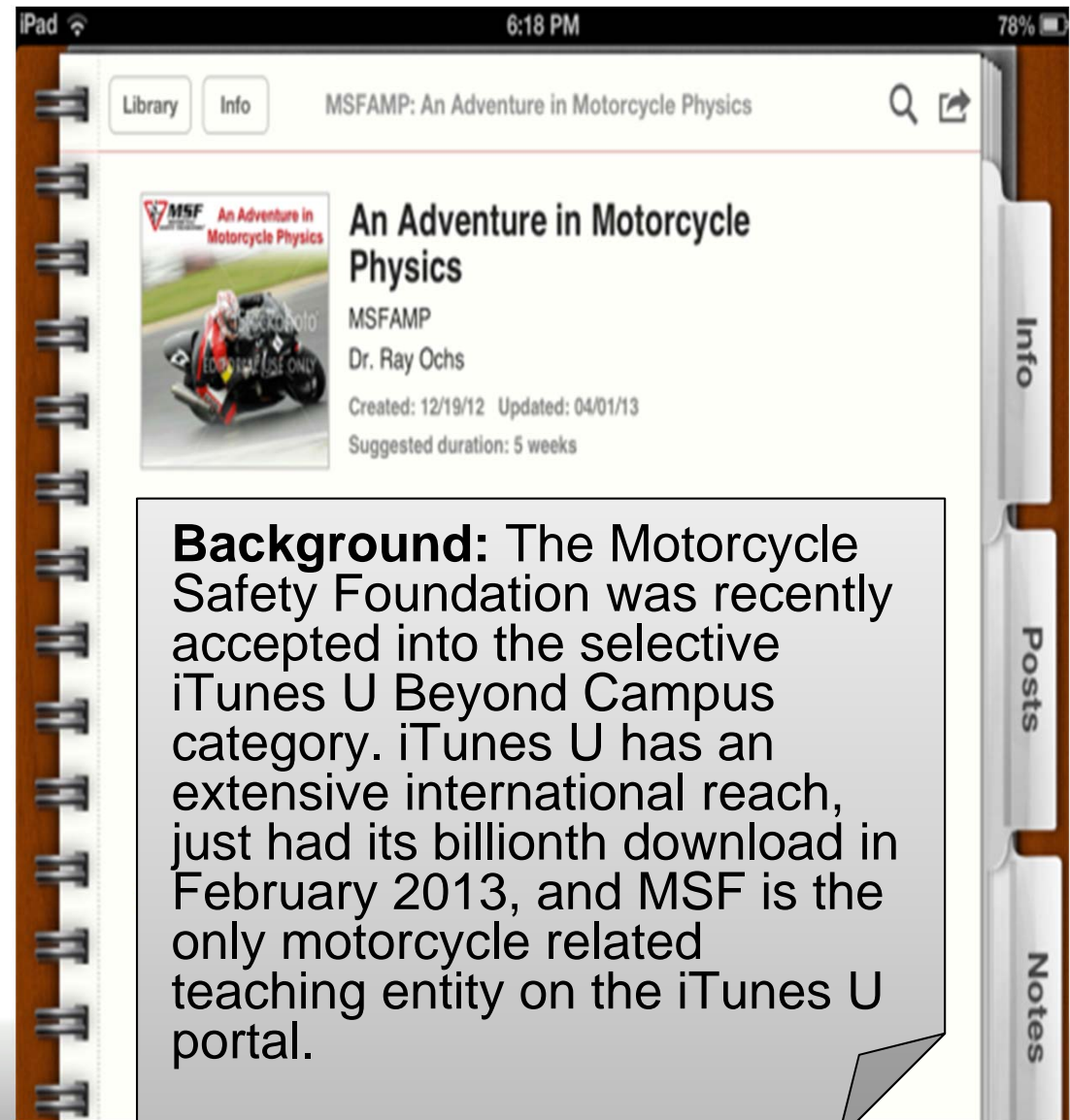




## An Adventure in Motorcycle Physics:

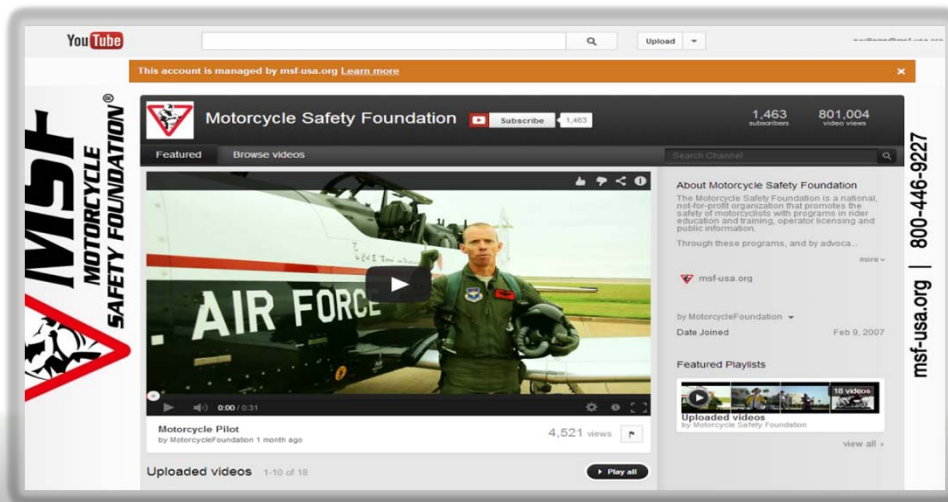
A structured self-paced five week course made up of materials taken from the Motorcycling Excellence book which is comprised of various contributors, and videos from the 'All about Motorcycling' DVD. At the end there is an interactive 20 question final exam which scores the student. People who enroll in the course can reach out to the instructor, Dr. Ray Ochs, with questions and comments.

This is one of MSFs most unprecedented opportunities to reach hundreds of millions of current and potential motorcycle riders with safety related messages, awareness campaigns in an entertaining and engaging way.



Engaging. Interactive. Online. Educational Delivery Systems.

# MSF YouTube

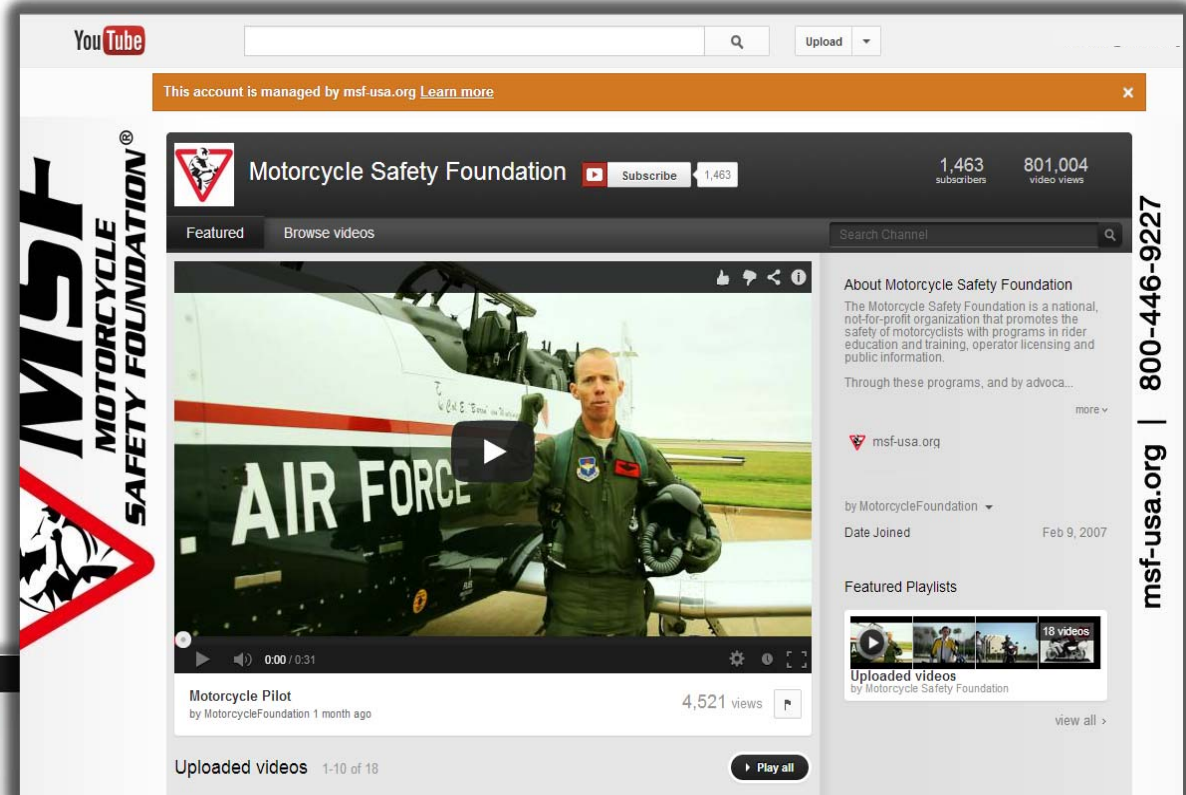


# YouTube Videos by MSF



- 18 videos
- 1250 subscribers
- Over 750,000 video views

“Fools Gear/Cool Gear” based on the MSF’s popular safety poster of the same name, communicates a serious message in an entertaining manner



msf-usa.org | 800-446-9227

# MSF Key Messages

- See More!
- Think More!
- Learn More!
- Take Responsibility for Your Own Safety.
- Get trained, licensed & obey the law
- Wear protective gear
- Ride unimpaired
- Ride within skill limits
- Be a lifelong learner



# Our Member Companies

We stand behind our work.



Motorcycles



Who's in your corner?